



PULSEKUSHON™



**Pulsation Dampeners
Surge Suppressors**

**LOW PRESSURE
ACCUMULATORS**

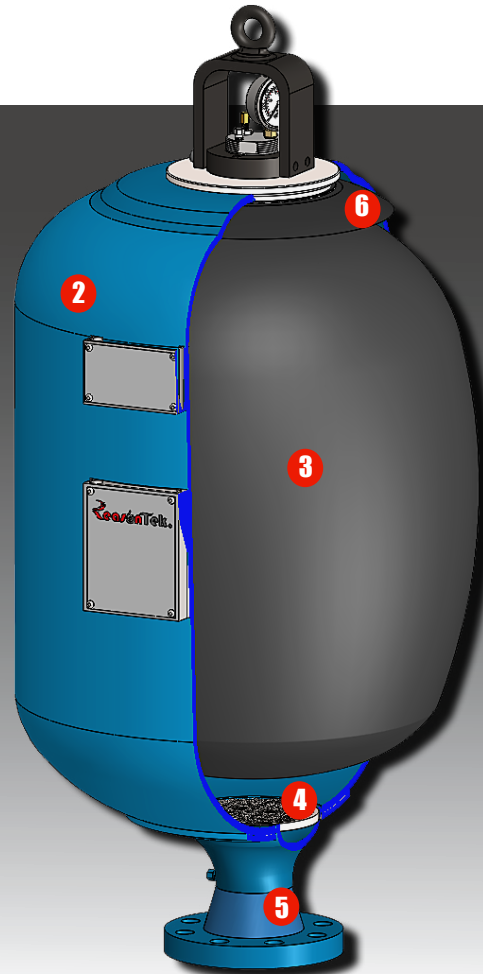
SURGE SUPPRESSORS, PULSEKUSHON™:



RAL



RPK



•LUBE OIL SERVICE •WATER & CHEMICAL SERVICE •SLURRY SERVICE •FIRE PROTECTION SERVICE

Why Use Suppressors?

In high volume fluid handling systems, shocks are experienced when the valves open or close, or when the pumps are started or stopped. The pressure spikes generated are four times greater than the system allowable pressure, causing the burst of the pipe, loosening fittings and damaging the meters and instruments.

PULSEKUSHON™ is designed as low-pressure accumulator products to control these shocks. Application include water sprinkling systems, water handling systems, refinery, refueling systems, chemical processing systems.

Surge Suppressor Benefits:

- Controls surges and water hammer
- Protects the meters and fittings, helps save the cost of repair or damage
 - Saves pump energy by holding consistent pressure
 - Keeps the system running smoothly and efficiently

CERTIFICATIONS:

Series	Size	Standard ASME(Section VIII, Div.1), NB Registered, U Stamp (other certificates are available by request)		
		Status	Rating	D.F
RAL	2.5-15 Gal. (10-57 Ltr.)	Standard	700 PSI	4 to 1
RPK	40-150 Gal. (150-575 Ltr.)	Standard	500 PSI	4 to 1

SPECIFICATIONS:

Materials

Shell-high strength alloy steel (SA372) with ASME Certification; Stainless steel 316 with ASME Certification. NB registered with U stamp.

RAL- seamless tube; RPK-welded

Screen-stainless steel.

Flanges - carbon steel, stainless steel

Bladders- various rubber compounds, see the bladder repair kit section.

Bladder Stem-steel, stainless steel

Gas Valve Guard- steel, stainless steel

Maximum Flow Rates

Flange Size	Max. Recommended Flow	
	GPM	LPM
3"	350	1325
4" & 6"	1000	3785
8" & 10"	1400	5300

Pressure Ratings

RAL Series: carbon steel up to 700 PSI; stainless steel up to 1500 PSI.

RPK Series: up to 500 PSI.

The pressure rating is based on the ASME certification code with 4: 1 design factors.

Fluids

Compatible with a wide variety of fluids. The standard use is petroleum-based industrial or water-based flame resistant fluids. Bladders for special fluids are available on special orders with temperature range from -60 °F to 400 °F (-53 °C to 204 °C)

Pre-charge

Units are shipped with nominal nitrogen pre-charge of 25 PSI. For specific pre-charge pressures, specify at time of order.

CONSTRUCTION:

1 The Shell (RAL Seamless) is a seamless pressure vessel forged or fabricated from high grade steel designed and manufactured to meet various relevant international standards. The standard materials are Cr-Mo High Strength Alloy Steel SA372 and stainless steel 316. For special applications various surface coatings are available as well as stainless steel construction. See the Service Coating section for more details.

2 The Shell (RPK Welded) is fabricated from carbon steel or stainless steel per ASME standard (Section VIII, Div. 1).

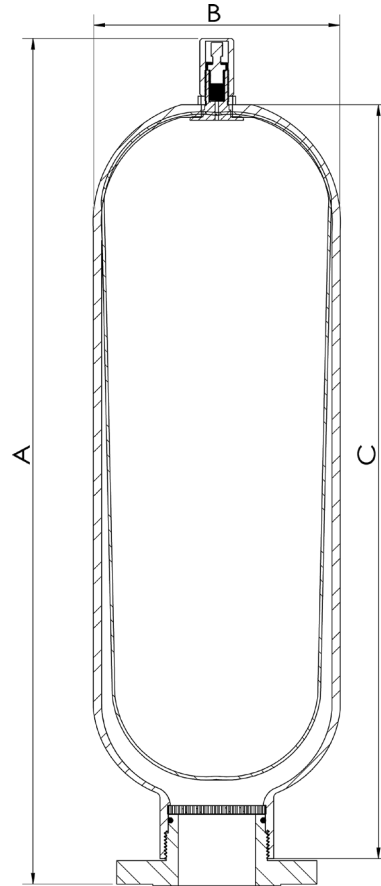
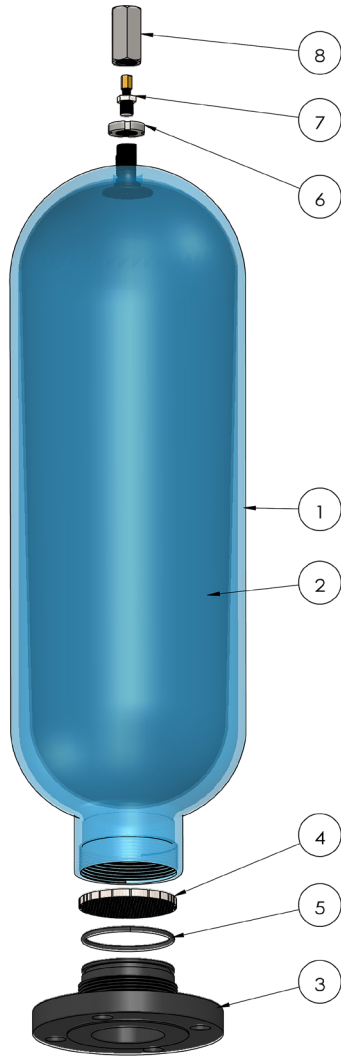
3 The Bladder is made by the various high quality rubber compounds including Nitrile, Low Temp. Nitrile, High Temp Nitrile, Butyl, Viton/FKM, Hydrin, EPDM for different fluid media application. See the details on the Bladder Repair Kits section.

4 The Anti-extrusion Screen is made by stainless steel material to prevent the bladder extrusion and for best corrosion resistance.

5 The Port Flange is standard ANSI RF type for the best pipeline solutions.

Serie	Type	Size	Rating	Material
RAL	Threaded	2"-4"	150#-600#	CS, SS
RPK	Welded	2"-10"	150#-300#	CS, SS

6 The Anti-extrusion Ring (RPK) is designed to prevent the bladder extrusion from the gas side when operated as top repairable type. Various rubber materials are available with stainless steel metal ring.



ITEM NO.	PART NO.		DESCRIPTION	QTY REQD
	Carbon Steel	Stainless Steel		
1	0030002-0030015	0030002S-0030015S	SHELL, LP, 2.5-15 GALLON, SEAMLESS	1
2	700002-700015	700002S-700015S	BLADDER ASSY. , 2.5-15 GALLON	1
3	RF2001, RF2003	RF2001S, RF2003S, RF2004S, RF2006S	ANSI FLANGE 2" CS: 150#, 300#; SS: 150#, 300#, 400#, 600#	1
	RF3001, RF3003	RF3001S, RF3003S RF3004S, RF3006S	ANSI FLANGE 3" CS: 150#, 300#; SS: 150#, 300#, 400#, 600#	1
	RF4001, RF4003	RF4001S, RF4003S RF4004S, RF4006S	ANSI FLANGE 4" CS: 150#, 300#; SS: 150#, 300#, 400#, 600#	1
4	L0002	L0002	ANTI EXTRUSION SCREEN	1
5	L0003	L0003	O-RING, NITRILE	1
6	R20005	R20005S	JAM NUT	1
7	G10026	G10026	GAS VALVE, 3K	1
8	R20006	R20006S	GAS VALVE GUARD	1

ASME Certified General Service RAL Series*

Nominal Size	Bladder Matl	Pressure Rating	Repair Kit	A Inch (mm)	B Inch (mm)	C Inch (mm)	Weight lbs.(kgs)
2.5 gallon (9.5 liters)	Buna-Nitrile	750 PSI (CS) 1500 PSI (SS)	R702970	18.25 (464)	8.6 (218)	13.75 (349)	63 (29)
5 gallon (19 liters)	Buna-Nitrile	750 PSI (CS) 1500 PSI (SS)	R702984	29.50 (749)	8.6 (218)	26.00 (660)	89 (40)
10 gallon (38 liters)	Buna-Nitrile	750 PSI (CS) 1500 PSI (SS)	R702998	50.63 (1286)	8.6 (218)	47.50 (1207)	137 (62)
15 gallon (57 liters)	Buna-Nitrile	750 PSI (CS) 1500 PSI (SS)	R703026	73.50 (1867)	8.6 (218)	69.50 (1765)	170 (77)

* The weight and dimensions are for standard 3"-150# RF flanges

RAL Series General Service Flange Types & Model Numbers

Nominal Size	FLANGE SIZE	FLANGE CLASS & MODEL NUMBER			
		150# (CS & SS)	300# (CS & SS)	400# (SS only)	600# (SS only)
2.5 gallon (9.5 Liters)	2"	RAL02-C01E1 RAL02-S01E1	RAL02-C01E2 RAL02-S01E2	RAL02-C01E3 RAL02-S01E3	RAL02-C01E4 RAL02-S01E4
	3"	RAL02-C01F1 RAL02-S01F1	RAL02-C01F2 RAL02-S01F2	RAL02-C01F3 RAL02-S01F3	RAL02-C01F4 RAL02-S01F4
	4"	RAL02-C01P1 RAL02-S01P1	RAL02-C01P2 RAL02-S01P2	RAL02-C01P3 RAL02-S01P3	RAL02-C01P4 RAL02-S01P4
5 gallon (19 Liters)	2"	RAL05-C01E1 RAL05-S01E1	RAL05-C01E2 RAL05-S01E2	RAL05-C01E3 RAL05-S01E3	RAL05-C01E4 RAL05-S01E4
	3"	RAL05-C01F1 RAL05-S01F1	RAL05-C01F2 RAL05-S01F2	RAL05-C01F3 RAL05-S01F3	RAL05-C01F4 RAL05-S01F4
	4"	RAL05-C01P1 RAL05-S01P1	RAL05-C01P2 RAL05-S01P2	RAL05-C01P3 RAL05-S01P3	RAL05-C01P4 RAL05-S01P4
10 gallon (38 Liters)	2"	RAL10-C01E1 RAL10-S01E1	RAL10-C01E2 RAL10-S01E2	RAL10-C01E3 RAL10-S01E3	RAL10-C01E4 RAL10-S01E4
	3"	RAL10-C01F1 RAL10-S01F1	RAL10-C01F2 RAL10-S01F2	RAL10-C01F3 RAL10-S01F3	RAL10-C01F4 RAL10-S01F4
	4"	RAL10-C01P1 RAL10-S01P1	RAL10-C01P2 RAL10-S01P2	RAL10-C01P3 RAL10-S01P3	RAL10-C01P4 RAL10-S01P4
15 gallon (57 Liters)	2"	RAL15-C01E1 RAL15-S01E1	RAL15-C01E2 RAL15-S01E2	RAL15-C01E3 RAL15-S01E3	RAL15-C01E4 RAL15-S01E4
	3"	RAL15-C01F1 RAL15-S01F1	RAL15-C01F2 RAL15-S01F2	RAL15-C01F3 RAL15-S01F3	RAL15-C01F4 RAL15-S01F4
	4"	RAL15-C01P1 RAL15-S01P1	RAL15-C01P2 RAL15-S01P2	RAL15-C01P3 RAL15-S01P3	RAL15-C01P4 RAL15-S01P4

RAL SURGE SUPPRESSORS

Standard lube oil service and water or chemical service

Features:

- Seamless spun shell, carbon steel, stainless steel
- Threaded removable flange, easy for pipeline interchange and maintenance
- Low pressure design, light weighted
- Highest quality US/European made bladders with various compound options
- Special coating options for water and chemical services
- Custom products are available by request

Specifications:

- Shell: carbon steel and stainless steel, ASME Certified with U stamp, 9” diameter
- Max. Pressure: 750PSI (carbon steel); 1,500 PSI (stainless steel)
- Capacities: from 2.5 to 15 Gallons, bottom threaded flange
- Bladder: highest quality US/European made bladders, standard Nitrile
- Fluids: compatible with a wide variety of fluids with temperature range from -60 °F to 440 °F (-53 °C to 230 °C)
- Flow Rate: 350 GPM (1325 LPM) for 3” flange
- Custom products are available by request

Services:

Standard Lube Oil Service-Carbon steel shell, corrosion protective lubrication interior; black primed exterior; carbon steel fluid components.

Extreme Water & Chemical Service, Subsea- Carbon steel shell epoxy coated interior, epoxy coated or 2-layer marine painting exterior; stainless steel fluid components.

All Stainless Steel-Maximum corrosion protection

See the coating section on page 12 for details



RAL Series Flange Options*

CODE	FLANGE-SIZE	CLASS			
		150# (CS & SS)	300# (CS & SS)	400# (SS only)	600# (SS only)
	2”	E1	E2	E3	E4
	3”	F1	F2	F3	F4
	4”	P1	P2	P3	P4
	Others	FX	FX	FX	FX

* Unless specially noted, all the types are RF flanges per ANSI B16.5 standard

Use the following chart to order RAL low pressure flange-type accumulator.

example: RAL-05C-01F1 is standard ASME 5-gallon surge suppressor with 3"-150# connection.

①	②	③	④	⑤	⑥	⑦
Series	Size	Shell Matl.	Bladder/Seal Matl.	Flange	Service	Cert.
RAL	05	C	01	F1	-	-

① Series	
Low Pressure Accumulator	RAL

② Nominal Size	
2.5 Gallon/10 Liter	02
5 Gallon/20 Liter	05
10 Gallon/38 Liter	10
15 Gallon/57 Liter	15
Others	XX

③ Shell Material	
Carbon Steel	C
Stainless Steel 316	S

⑥ Service	
Std. Lube Oil	-
Epoxy Interior/Exterior	W
Others	X

④ Bladder/Seal Material	
Nitrile/Buna-N, Std.	01
Low Temp. Nitrile	02
High Temp. Nitrile	03
Hydrogenated Nitrile	04
Hydrin	05
EPDM	06
Butyl	07
Viton/FKM	08
Others	09
<i>(see Bladder Repair Kits section for details)</i>	

⑦ Certificate	
Standard ASME	-
Non-ASME	X

⑤ Flange	
2"-150# (CS & SS)	E1
2"-300# (CS & SS)	E2
2"-400# (SS only)	E3
2"-600# (SS only)	E4
3"-150# (CS & SS)	F1
3"-300# (CS & SS)	F2
3"-400# (SS only)	F3
3"-600# (SS only)	F4
4"-150# (CS & SS)	P1
4"-300# (CS & SS)	P2
4"-400# (SS only)	P3
4"-600# (SS only)	P4
Others	FX


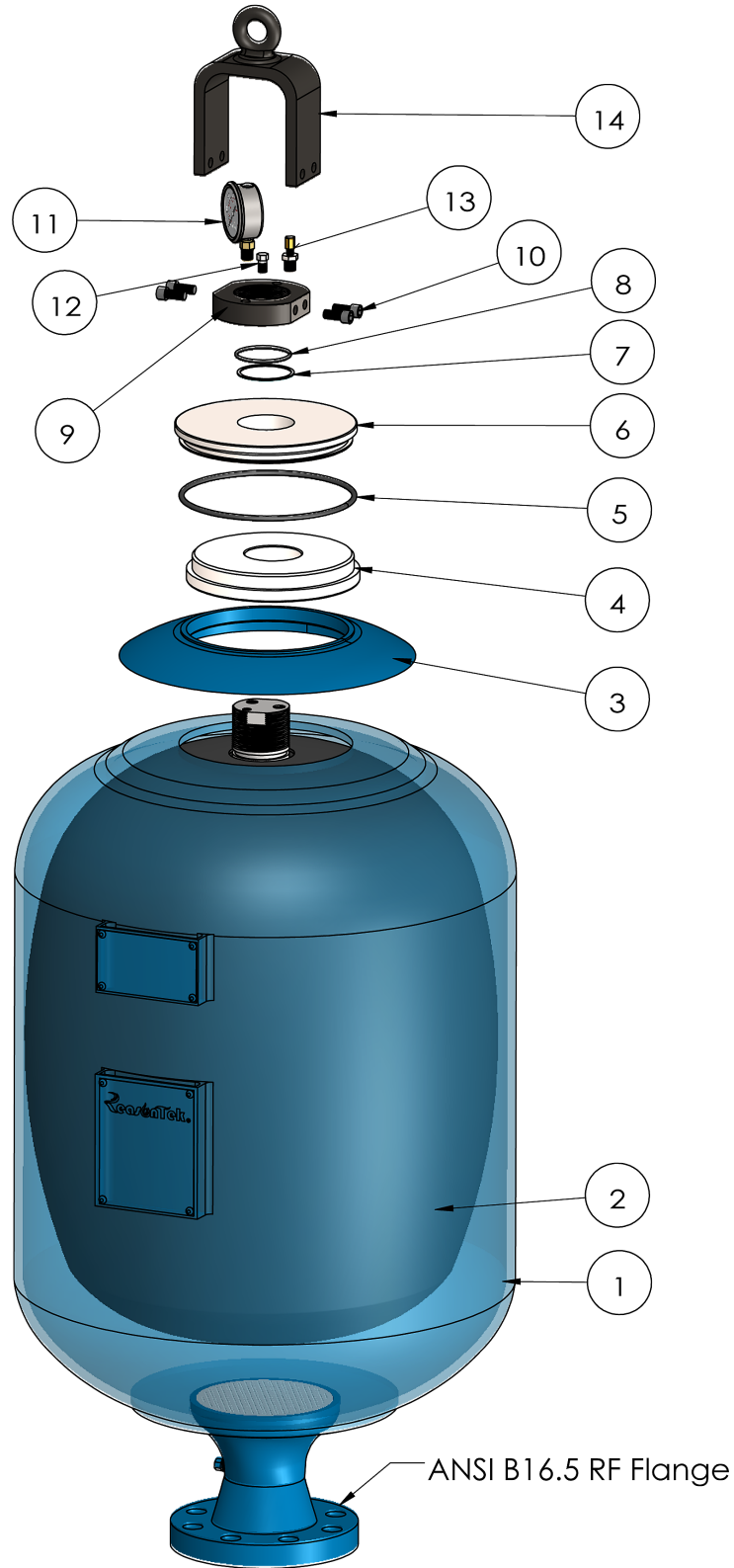
Not all the combinations are available. Not all the materials are in stock. Some special materials and designs may have long lead time with no cancellation, or return. Check our customer service for the availability.



CAUTION

PRESSURIZED VESSEL USE DRY NITROGEN ONLY!

Please refer to Reasontek Bladder Replacement & Charging Instructions to avoid damage or failure due to improper operations.



ITEM NO.	PART NO.		DESCRIPTION	QTY REQD	
	Carbon Steel	Stainless Steel			
1	-	-	SHELL ASSEMBLY, PK, 40-150 GALLON, WELDED	1	1
2	PK700040- PK700150	PK700040S- PK700150S	BLADDER ASSY. , 40-150 GALLON	1	1
3	PK0004	PK0004	ANTI-EXTRUSION RING, SS	1	1
4	PK0003	PK0003	GAS PLUG, SS	1	1
5	PK7501	PK7501	O-RING, PLATE, NITRILE	1	1
6	PK0006	PK0006	PLATE, GAS END, SS	1	1
7	PK2011	PK2011	SPACER, STEM, NITRILE	1	1
8	PK2001	PK2001	O-RING, STEM, NITRILE	1	1
9	PK0007	PK0007S	LOCK NUT	1	1
10	PK0008	PK0008S	CAP SCREW	1	4
11	G5001	G5001	PRESSURE GAUGE, 500 PSI	1	1
12	PK0009	PK0009S	BLEED PLUG	1	1
13	G10026	G10026	GAS VALVE, 3K	1	1
14	PK0010	PK0010S	VALVE GUARD	1	1

RPK Series Flange Options*

CODE	Flange SIZE	CLASS	
		150# (CS & SS)	300# (CS & SS)
	2"	E1	E2
	3"	F1	F2
	4"	P1	P2
	6"	T1	T2
	8"	N1	N2
	10"	S1	S2
	Others	FX	FX

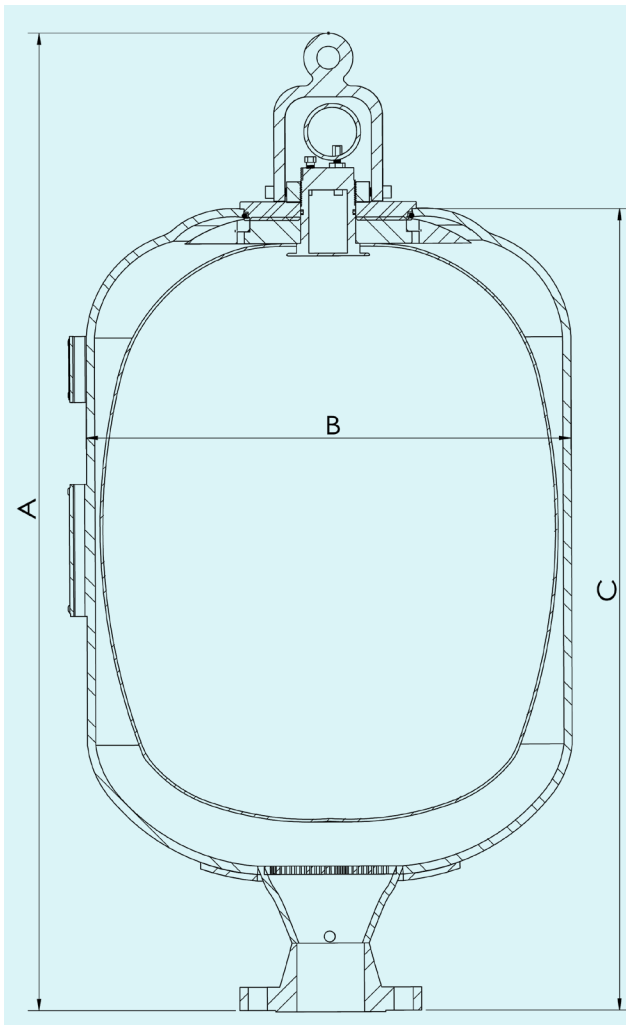
* Unless specially noted, all the types are RFWN flanges per ANSI B16.5 standard

RPK Series Shell Assembly

The shell assembly is a combination of welded entities, including the shell, the reducer, the flange and the anti-extrusion screen.

Custom mounting legs and brackets are available by special request and drawing approval.

Pipeline manifolds, fittings are available by special design request. See the last page of RPK section.



ASME Certified General Service RPK Series, PULSEKUSHON™, CS (SS)

example model number: RPK40-C01E1 (carbon steel); RPK40-S01E1 (stainless steel).

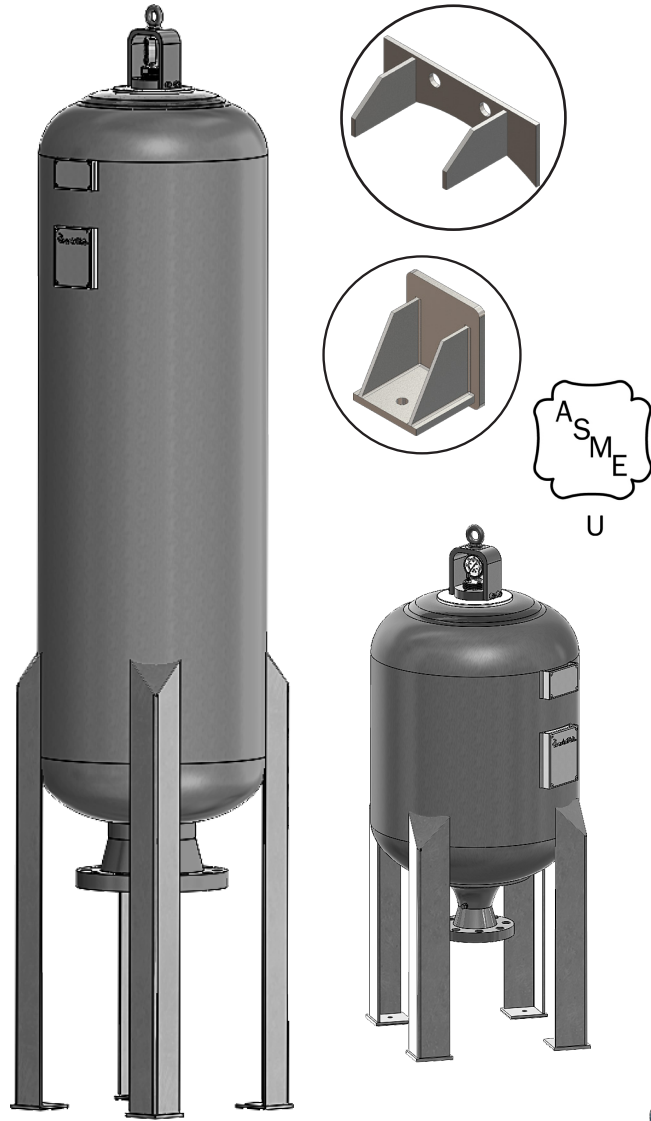
Nominal Size	B Inch (mm)	Flange Size	275 PSI Rated with 150# Flange				500 PSI Rated with 300# Flange				Est. Weight			
			Model Number	A		C		Model Number	A		C		lbs	(Kg)
				Inch	(mm)	Inch	(mm)		Inch	(mm)	Inch	(mm)		
40 gallon (150 L)	22.00 (559)	2"	RPK40-C(S)01E1	45.53 (1156)	37.53 (953)	RPK40-C(S)01E2	45.75 (1162)	37.75 (959)	346 (156)					
		3"	RPK40-C(S)01F1	45.72 (1161)	37.72 (958)	RPK40-C(S)01F2	46.00 (1168)	38.00 (965)	352 (158)					
		4"	RPK40-C(S)01P1	45.72 (1161)	37.72 (958)	RPK40-C(S)01P2	46.13 (1172)	38.13 (969)	360 (162)					
		6"	RPK40-C(S)01T1	45.78 (1163)	37.78 (960)	RPK40-C(S)01T2	46.32 (1177)	38.32 (973)	370 (167)					
		8"	RPK40-C(S)01N1	45.90 (1166)	37.90 (963)	RPK40-C(S)01N2	46.50 (1181)	38.50 (978)	385 (173)					
53 gallon (200L)	22.00 (559)	2"	RPK53-C(S)01E1	47.92 (1217)	39.92 (1014)	RPK53-C(S)01E2	48.14 (1223)	40.14 (1020)	461 (207)					
		3"	RPK53-C(S)01F1	48.11 (1222)	40.11 (1019)	RPK53-C(S)01F2	48.39 (1229)	40.39 (1026)	467 (210)					
		4"	RPK53-C(S)01P1	48.11 (1222)	40.11 (1019)	RPK53-C(S)01P2	48.52 (1232)	40.52 (1029)	475 (214)					
		6"	RPK53-C(S)01T1	48.17 (1224)	40.17 (1020)	RPK53-C(S)01T2	48.71 (1237)	40.71 (1034)	485 (218)					
		8"	RPK53-C(S)01N1	48.29 (1227)	40.29 (1023)	RPK53-C(S)01N2	48.89 (1242)	40.89 (1039)	500 (225)					
73 gallon (275L)	22.00 (559)	2"	RPK73-C(S)01E1	58.19 (1478)	50.19 (1275)	RPK73-C(S)01E2	58.41 (1484)	50.41 (1280)	584 (263)					
		3"	RPK73-C(S)01F1	58.38 (1483)	50.38 (1280)	RPK73-C(S)01F2	58.66 (1490)	50.66 (1287)	590 (266)					
		4"	RPK73-C(S)01P1	58.38 (1483)	50.38 (1280)	RPK73-C(S)01P2	58.79 (1493)	50.79 (1290)	598 (269)					
		6"	RPK73-C(S)01T1	58.44 (1484)	50.44 (1281)	RPK73-C(S)01T2	58.98 (1498)	50.98 (1295)	608 (274)					
		8"	RPK73-C(S)01N1	58.56 (1487)	50.56 (1284)	RPK73-C(S)01N2	59.16 (1503)	51.16 (1299)	623 (280)					
80 gallon (300L)	22.00 (559)	2"	RPK80-C(S)01E1	66.53 (1690)	58.53 (1487)	RPK80-C(S)01E2	66.75 (1695)	58.75 (1492)	640 (288)					
		3"	RPK80-C(S)01F1	66.72 (1695)	58.72 (1491)	RPK80-C(S)01F2	67.00 (1702)	59.00 (1499)	646 (291)					
		4"	RPK80-C(S)01P1	66.72 (1695)	58.72 (1491)	RPK80-C(S)01P2	67.13 (1705)	59.13 (1502)	654 (294)					
		6"	RPK80-C(S)01T1	66.78 (1696)	58.78 (1493)	RPK80-C(S)01T2	67.32 (1710)	59.32 (1507)	664 (299)					
		8"	RPK80-C(S)01N1	66.90 (1699)	58.90 (1496)	RPK80-C(S)01N2	67.50 (1715)	59.50 (1511)	680 (306)					
100 gallon (375L)	22.00 (559)	2"	RPK100-C(S)01E1	87.02 (2210)	79.02 (2007)	RPK100-C(S)01E2	87.24 (2216)	79.24 (2013)	866 (390)					
		3"	RPK100-C(S)01F1	87.21 (2215)	79.21 (2012)	RPK100-C(S)01F2	87.49 (2222)	79.49 (2019)	872 (392)					
		4"	RPK100-C(S)01P1	87.21 (2215)	79.21 (2012)	RPK100-C(S)01P2	87.62 (2226)	79.62 (2022)	880 (396)					
		6"	RPK100-C(S)01T1	87.27 (2217)	79.27 (2013)	RPK100-C(S)01T2	87.81 (2230)	79.81 (2027)	890 (401)					
		8"	RPK100-C(S)01N1	87.39 (2220)	79.39 (2017)	RPK100-C(S)01N2	87.98 (2235)	79.98 (2031)	914 (411)					
125 gallon (475L)	22.00 (559)	2"	RPK125-C(S)01E1	98.08 (2491)	90.08 (2288)	RPK125-C(S)01E2	98.30 (2497)	90.30 (2294)	996 (448)					
		3"	RPK125-C(S)01F1	98.27 (2496)	90.27 (2293)	RPK125-C(S)01F2	98.55 (2503)	90.55 (2300)	1002 (451)					
		4"	RPK125-C(S)01P1	98.27 (2496)	90.27 (2293)	RPK125-C(S)01P2	98.68 (2506)	90.68 (2303)	1010 (455)					
		6"	RPK125-C(S)01T1	98.33 (2498)	90.33 (2294)	RPK125-C(S)01T2	98.87 (2511)	90.87 (2308)	1020 (459)					
		8"	RPK125-C(S)01N1	98.45 (2501)	90.45 (2297)	RPK125-C(S)01N2	99.05 (2516)	91.05 (2313)	1035 (466)					
140 gallon (530L)	22.00 (559)	2"	RPK140-C(S)01E1	105.75 (2686)	97.75 (2483)	RPK140-C(S)01E2	105.91 (2690)	97.91 (2487)	1087 (489)					
		3"	RPK140-C(S)01F1	105.88 (2689)	97.88 (2486)	RPK140-C(S)01F2	106.16 (2696)	98.16 (2493)	1093 (492)					
		4"	RPK140-C(S)01P1	105.88 (2689)	97.88 (2486)	RPK140-C(S)01P2	106.29 (2700)	98.29 (2497)	1101 (495)					
		6"	RPK140-C(S)01T1	105.94 (2691)	97.94 (2488)	RPK140-C(S)01T2	106.48 (2705)	98.48 (2501)	1111 (500)					
		8"	RPK140-C(S)01N1	106.06 (2694)	98.06 (2491)	RPK140-C(S)01N2	106.66 (2709)	98.66 (2506)	1126 (507)					
150 gallon (575L)	22.00 (559)	2"	RPK150-C(S)01E1	114.49 (2908)	106.49 (2705)	RPK150-C(S)01E2	114.71 (2914)	106.71 (2710)	1192 (536)					
		3"	RPK150-C(S)01F1	114.68 (2913)	106.68 (2710)	RPK150-C(S)01F2	114.96 (2920)	106.96 (2717)	1198 (539)					
		4"	RPK150-C(S)01P1	114.68 (2913)	106.68 (2710)	RPK150-C(S)01P2	115.09 (2923)	107.09 (2720)	1206 (543)					
		6"	RPK150-C(S)01T1	114.74 (2914)	106.74 (2711)	RPK150-C(S)01T2	115.28 (2928)	107.28 (2725)	1216 (547)					
		8"	RPK150-C(S)01N1	114.86 (2917)	106.86 (2714)	RPK150-C(S)01N2	115.46 (2933)	107.46 (2729)	1231 (554)					

RPK Series Custom Mounting Solutions

Custom mounting solutions are available by the approved drawings including supporting legs, supporting lugs, etc.

For the group surge suppressor application, pipeline manifold and skid are available by request.

Custom mounting requirements need to be mentioned on the order and may not change or cancel during the production.



Services & Coating

Standard-protective lubrication interior and primer paint exterior on carbon steel shells for oil services or stainless steel shells with no paint.

Epoxy Coating Interior and Exterior-Epoxy NSF-61, 10-12 MILS for water and chemical services.


Other custom coating requirements are available by request.

Bladder Repair Kit

High quality rubber materials with various compound options . See the Bladder Repair Kits section on page 17 .

Nitrogen Charging Kit

RPK series use the same nitrogen charging kit as standard RAS series. See the details of the Charging Kit section on page 31 .



Use the following chart to order RPK SURGEKUSHON™ low pressure flange-type accumulator.

example: RAL-05C-01F1 is standard ASME 5-gallon surge suppressor with 3"-150# connection.

①	②	③	④	⑤	⑥	⑦	⑧
Series	Size	Shell Matl.	Bladder/Seal Matl.	Flange	Service	Cert.	Mounting
RPK	40	C	01	F1	W	-	-

① Series
Low Pressure Accumulator RPK

② Nominal Size
40 Gallon/150 Liter 40
53 Gallon/200 Liter 53
73 Gallon/275 Liter 73
80 Gallon/300 Liter 80
100 Gallon/375 Liter 100
125 Gallon/475 Liter 125
140 Gallon/530 Liter 140
150 Gallon/575 Liter 150
Others XXX

③ Shell Material
Carbon Steel C
Stainless Steel 316 S

⑧ Mounting
Supporting Legs M1
Supporting Lugs M2
Legs & Lugs M3
Manifold Skid MS

④ Bladder/Seal Material
Nitrile/Buna-N, Std. 01
Low Temp. Nitrile 02
High Temp. Nitrile 03
Hydrogenated Nitrile 04
Hydrin 05
EPDM 06
Butyl 07
Viton/FKM 08
Others 09
<i>(see Bladder Repair Kits section for details)</i>

⑥ Service
Std. Lube Oil -
Epoxy Interior/Exterior W
<i>(see Coating & Service section for details)</i>
Others X

⑤ Flange
2"-150# E1
2"-300# E2
3"-150# F1
3"-300# F2
4"-150# P1
4"-300# P2
6"-150# T1
6"-300# T2
8"-150# N1
8"-300# N2
10"-150# S1
10"-300# S2
Others FX

⑦ Certificate
Standard ASME -
Non-ASME X

Not all the materials are in stock. Some special materials and designs may have long lead time with no cancellation, or return. Check our customer service for the availability.



PRESSURIZED VESSEL USE DRY NITROGEN ONLY!
Please refer to Reasontek Bladder Replacement & Charging Instructions to avoid damage or failure due to improper operations.